

Release Notes

DymaxIO[®] and ConduSiv[®] Management Console (CMC)

DymaxIO[®] is fast data performance software. You simply install it on your troublesome Windows servers and DymaxIO gets to work boosting performance and reliability – automatically and quietly in the background. DymaxIO intelligently eliminates performance-robbing I/O inefficiencies by addressing the root cause problem – returning 40%+ of your “stolen” throughput. Performance and reliability soar.

The ConduSiv[®] Management Console (CMC) provides seamless deployment and centralized management for larger installs of the DymaxIO fast data software and to assist customers upgrading from V-locity[®] to DymaxIO. Note that for small deployments of DymaxIO, it is recommended to deploy and manage them locally.

Overview

This document outlines changes that were made for the release of DymaxIO and ConduSiv Management Console (CMC) v20.

DymaxIO

V20.0.120 (incremental release)

- A minor adjustment in the IntelliMemory feature. For systems with larger physical memory capacity, it will leave more available memory on the system before using any for read caching.

V20.0.118 (incremental release)

- New optimization engine for Windows compressed files and folders. Windows compression can create performance issues.
- Several minor fixes.

V20.0.110 (incremental release)

- DymaxIO local installs will now have the DymaxIO icon in the task bar icon tray. Upgrading from 20.0.108 to 20.0.110 will fix this issue that was introduced in the 20.0.108 release.
- DymaxIO – Compatible with 128 Core processors.

V20.0.108 (incremental release)

- Support for Windows 11 and Server 2022
- For Windows 7 and Server 2008R2 systems, DymaxIO install requires the SHA 2 patch to be installed.

V20.0.106 (incremental release)

- Compatible and required for the License Proxy updates in CMC v20.0.106
- Updated the ‘Manage DymaxIO License’ page to provide more information on the license state

- On upgrades, the dashboard data is now retained

V20.0.104 (Incremental release)

- Compatible with the initial release of CMC v20

CMC

V20.0.120 (incremental release)

- Updated to remotely install DymaxIO V20.0.120.

V20.0.118.1 (incremental release)

- Fixed an issue where the LDAP scan incorrectly filtered out clustered nodes, ensuring that all relevant nodes are now properly detected.






There is no 20.0.118.1 for DymaxIO, no changes were made to DymaxIO.

V20.0.118 (incremental release)

- **Responsive Dashboard**

The CMC Dashboard provides a comprehensive summary of results across all systems where DymaxIO is installed. In earlier versions, the Dashboard could be slow to update in large environments. This latest release greatly enhances this performance, ensuring quicker updates of Dashboard statistics.

- **My Environment -> DymaxIO Status**

Status Legend:  Operational  Limited Read Caching  No Read Caching  Product Notice  License Notice  No Response

The status column on the My Environment page now uses different icons to differentiate between different statuses of the software. A new status of Not Responding was introduced to indicate which systems are not able to communicate with CMC to provide statistics.

- **Accurate Representation of Active Directory**

CMC now automatically removes retired systems from the Active Directory view, even if DymaxIO was installed when the system was retired. Changes to Active Directory are reflected in CMC within a few hours of the change.

- **Improved Accuracy of IO Performance Metrics**

In previous versions of CMC, the IO Performance Metrics were not correctly averaged when multiple systems were selected. This has been resolved in the new release.

- **More efficient LDAP Scan**

The LDAP scan has been streamlined to provide fast and accurate results.

V20.0.110 (incremental release)

- Support for DymaxIO V20.0.110

V20.0.108 (incremental release)

- CMC - Resolved two issues with Configuration Policies where the list of applicable systems was not correctly maintained.

- CMC - From the My Environment page the user can now apply filters to differentiate between a V-locity installation and a DymaxIO installation.
- CMC - The user can now remove a key from CMC on the Manage License page. Note that all end nodes using that license key must first be uninstalled, otherwise CMC will pick up the license when the end node checks in with CMC.
- CMC - CMC now supports the use of an alias in MasterConfig.cfg (DialHomeName=) for Dialhome functionality.
- CMC - Improved Computer Search from the Search option on the My Environment page – the user can now search on just the system name and does not have to enter the FQDN.
- CMC - System status and other info is automatically added to the CMC My Environment page when DymaxIO is deployed.
- CMC - Username of CMCADMIN is auto-populated in the login screen.

V20.0.106 (incremental release)

- New License Proxy feature added. Previously, DymaxIO license activation could not occur on systems without a direct Internet connection. This is now possible with the CMC now acting as a license proxy for DymaxIO. See the CMC Install guide for more information.
- Updated the 'CMC License Management' page to provide more information on the license state

V20.0.104 (Initial release)

- CMC is the framework that facilitates policy-based centralized management of DymaxIO throughout your managed environment. This includes remote deployment of DymaxIO, configuration of DymaxIO, and benefit reporting from all instances of DymaxIO in your environment.
- CMC can install over VMC (V-locity® Management Console).
- CMC can upgrade DymaxIO over V-locity v6 and v7. Earlier versions of V-locity must be uninstalled and system rebooted before DymaxIO can be installed.
- CMC will display V-locity v6 & v7 data, as well as DymaxIO.
- CMC is not compatible with Diskeeper®.
 - CMC cannot install over Diskeeper Administrator.
 - CMC cannot manage Diskeeper. Diskeeper and DKAdmin need to be uninstalled before installing CMC and DymaxIO. Diskeeper 16 and earlier requires a reboot to uninstall.
- Maintenance type licenses are now displayed correctly in the Manage License page.
- IntelliWrite® driver not loading if there was a delay in licensing the product.

Notes:

- It is highly recommended that you read the [CMC Installation Guide](#) that explains how to deploy and license DymaxIO in your environment.
- DymaxIO requires Windows 7 and up or Windows Server® 2008 R2 and up.
- CMC requires Windows Server® 2008 R2 and up. A dedicated system is highly recommended.
- The UI supports the following browsers – IE 11 and later, EDGE, Chrome, and Firefox.
- 3 GB memory required.
- Some other applications may be incompatible with the DymaxIO NoReboot feature and will inform you if a reboot is required to complete the installation. Some known incompatibilities

include Acronis backup solution (Client or Server), some Citrix Server installations, or Avanti security application.

© 2024 Conduv Technologies. All Rights Reserved.

Conduv, Conduv Management Console, DymaxIO, Diskeeper, V-locity, V-locity Management Console, IntelliMemory, and IntelliWrite are registered trademarks or trademarks of Conduv Technologies in the United States and other countries.

Windows, Windows Server, and Bitlocker are registered trademarks or trademarks of Microsoft Corporation in the United States and/or other countries.

All other trademarks are the property of their respective owners.